

ShotStoppers: Community Violence Intervention Year in Review



**Opportunity
Rising**

August 1, 2023 to July 31, 2024

ShotStoppers: Background

Program Goals:

1. Bring down the level of gun violence by partnering with community groups
2. Measure results and expand investment in programs that work

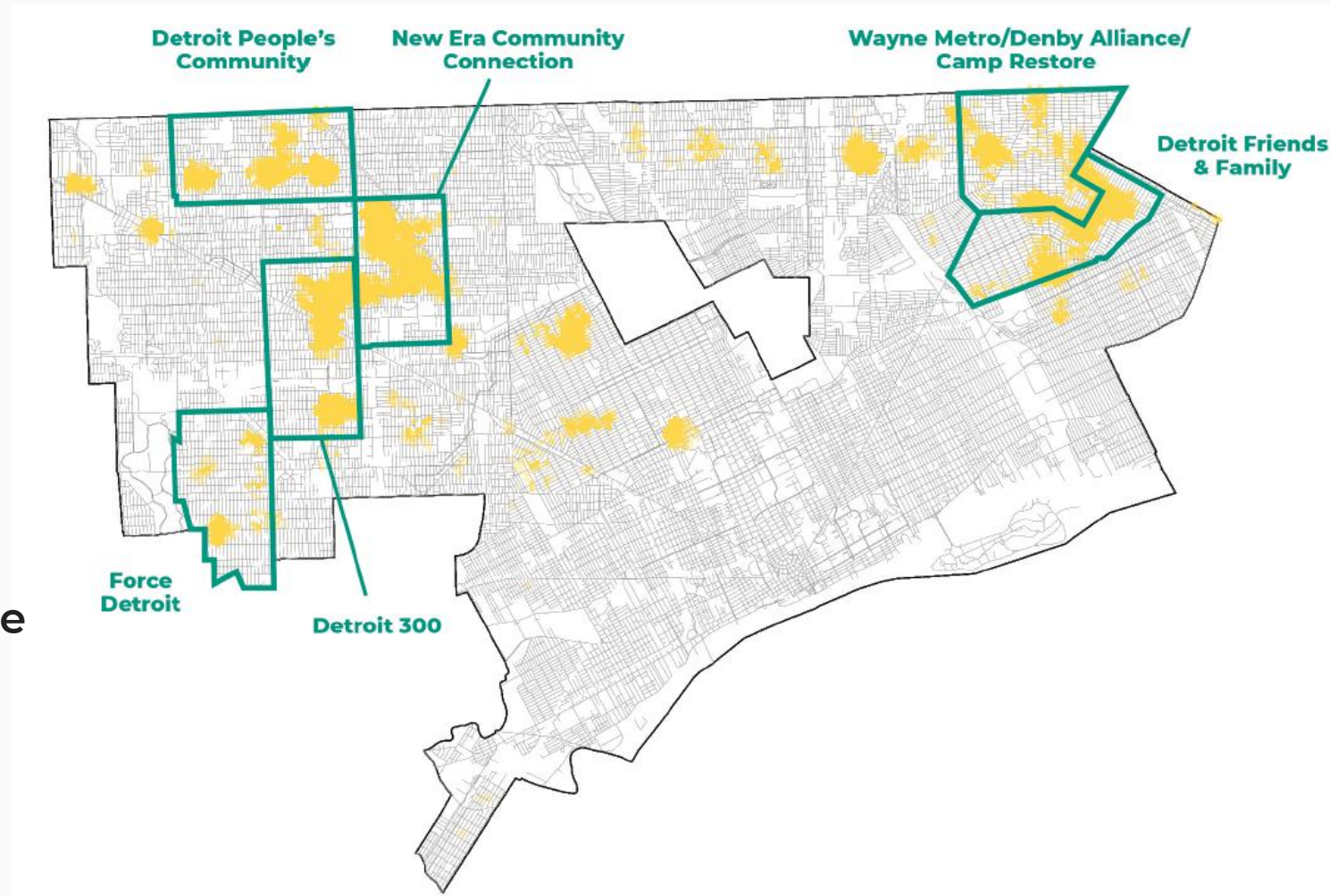
Role of CVI Groups:

- Each group responsible for a 3 – 5 square mile “CVI Zone”
- Propose & execute specific tactics to reduce violence in their CVI Zone
 - Community groups lead strategy based on their local knowledge & relationships
- Accountable for the results



Violence Hotspots and CVI Zones: Year One

- Base budget per group: \$700,000
- Max. performance grant per year: \$700,000
- Performance measured quarterly based on CVI Score
 - CVI Score = (2 x homicides) + nonfatal shootings
 - To earn grant, group must reduce CVI Score:
 - ❖ Below its level the prior year
 - ❖ By greater amount than citywide trend



Focuses of CVI Work in Year One

While each group's strategy varies, several key themes include:

- Conflict Mediation: identifying conflicts at risk of turning violent and using credible messengers to mediate
- Wraparound Services: connecting at-risk individuals to services to change their direction and provide alternatives to involvement in crime
 - Examples: training to reduce impulsive decision-making, mental health therapy, workforce development, social services, and emergency financial assistance
- Community Outreach: Mobilizing local community to change social norms on the use of violence
- Patrols and Deterrence: citizen patrols of CVI Zones aimed at deterring crime

Data from Year One: Aug 2023 - July 2024

- After the first quarter of start-up, CVI Zones – the most chronically violent neighborhoods in the City – saw declines in violence on par with or larger than other areas of the City

Percent Change in CVI Score during Each Quarter of Year One		
	Non-CVI Zones	CVI Zones
Q1	-36%	-2%
Q2	-36%	-35%
Q3	-24%	-30%
Q4	-24%	-26%



Data from Year One: Aug 2023 - July 2024

- Six performance grants awarded during the first year to expand successful approaches
- Reductions in violence of up to 70% in some Zones

Organization	Change in CVI Score			
	Q1	Q2	Q3	Q4
Non-CVI Areas	-36%	-36%	-24%	-24%
Force Detroit	-27%	-72%	-66%	-44%
Detroit Friends and Family	No decline	-48%	-34%	No decline
New Era	No decline	-35%	-53%	-15%
Detroit People's Community	No decline	-26%	No decline	-11%
Detroit 300	-25%	No decline	-16%	-23%
Wayne Metro & Denby Alliance	-24%	-9%	-9%	No decline





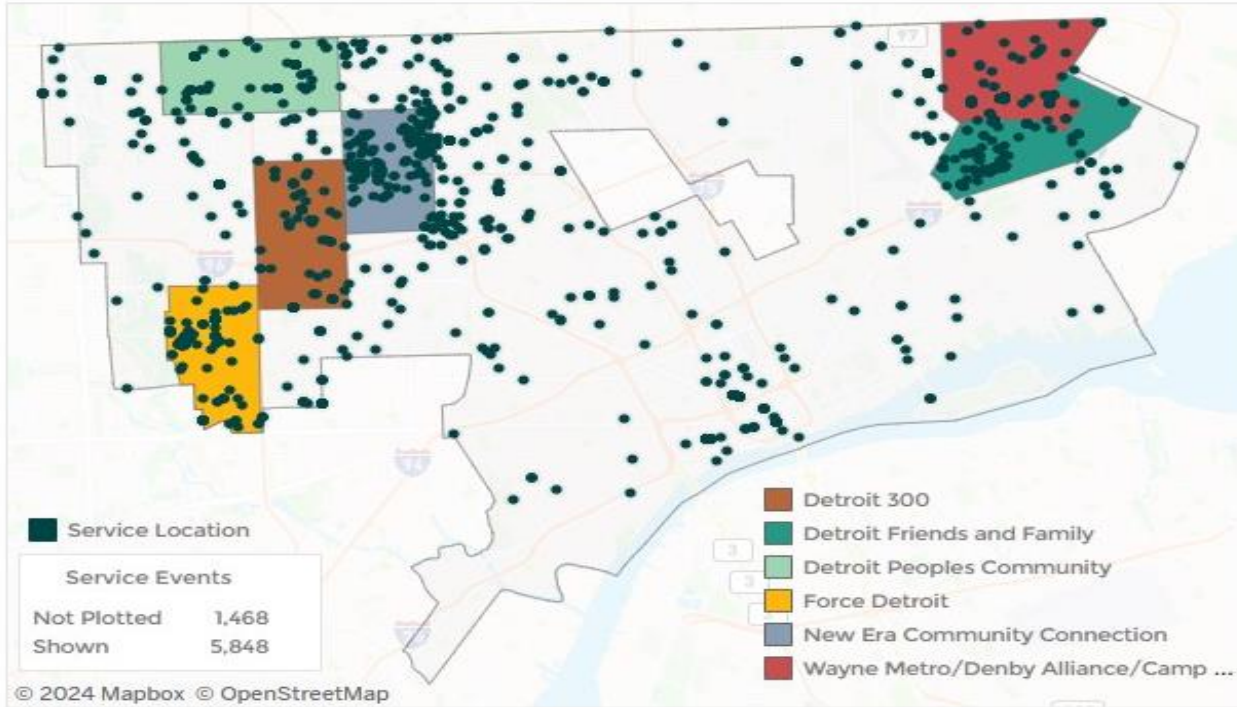
SHOTSTOPPERS

COMMUNITY VIOLENCE INTERVENTION

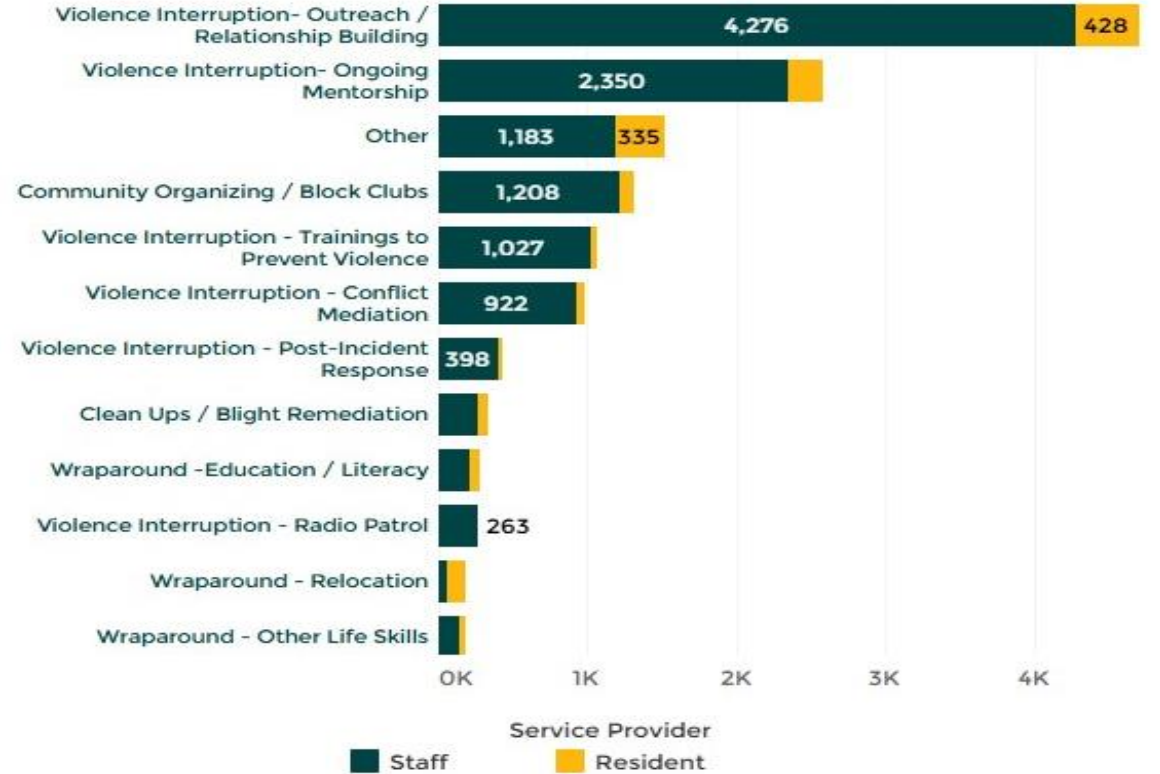
SERVICES PROVIDED DETAILS



Individual Services Provided by 2020 Census Tract



Services Provided by Type & Provider



CVI Area: (All) Service Provider: (All) Service List: (All)

TOTAL SERVICE EVENTS

7,316

TOTAL STAFF SERVICE HOURS

38,338

TOTAL SERVICES

14,346

AVERAGE SERVICES PER ENTRY

2.0


Note: The data presented is from 08.01.23 to 10.28.24.

PROJECT OUTPUTS

RESIDENT DEMOGRAPHICS

SERVICES PROVIDED DETAILS

CVI Groups in Action



Detroit Peoples Community engaging with students at Emerson Elementary-Middle School (which is one of their school partners within their CVI zone) about conflict resolution.



New Era Community Connection led by Zeek and Kierra Williams, hosted a Mobile Resource Fair comprised of local non-profits for members in their CVI zone.



Detroit Friends and Family led by Ray Winans, talks to Pershing High School students as rival gang members from the 4s and 5s join each other after preaching peace and an end to violence.