



HISTORIC DISTRICT COMMISSION APPLICATION FOR WORK APPROVAL

City of Detroit - Planning & Development Department
2 Woodward Avenue, Suite 808
Detroit, Michigan 48226

APPLICATION ID
HDC2025-00117

PROPERTY INFORMATION

ADDRESS(ES): 3470 Cambridge
HISTORIC DISTRICT: Sherwood Forest

SCOPE OF WORK: (Check ALL that apply)

- | | | | | | |
|---|---|--|---|---|--------------------------------|
| <input checked="" type="checkbox"/> Windows/
Doors | <input type="checkbox"/> Walls/
Siding | <input type="checkbox"/> Painting | <input type="checkbox"/> Roof/Gutters/
Chimney | <input type="checkbox"/> Porch/Deck/Balcony | <input type="checkbox"/> Other |
| <input type="checkbox"/> Demolition | <input type="checkbox"/> Signage | <input type="checkbox"/> New
Building | <input type="checkbox"/> Addition | <input type="checkbox"/> Site Improvements
(landscape, trees, fences,
patios, etc.) | |

BRIEF PROJECT DESCRIPTION: Remove all vinyl windows from the home and replace them with Pella Lifestyle Wood windows with aluminum clad exteriors with SDL grids that match the original pattern, color and functionality of the historic picture.
--

APPLICANT IDENTIFICATION

TYPE OF APPLICANT: Contractor			
NAME: Mario Dewberry	COMPANY NAME: Prime Investments Equity Group, LLC		
ADDRESS: 18701 Grand River Ave.	CITY: Detroit	STATE: MI	ZIP: 48223
PHONE: +1 (313) 629-6666	EMAIL: mario@piegroupinc.com		

I AGREE TO AND AFFIRM THE FOLLOWING:

- I understand that the failure to upload all required documentation may result in extended review times for my project and/or a denied application.
- I understand that the review of this application by the Historic District Commission does not waive my responsibility to comply with any other applicable ordinances including obtaining appropriate permits (building, sign, etc.) or other department approvals prior to beginning the work.
- I hereby certify that the information on this application is true and correct. I certify that the proposed work is authorized by the owner of record and I have been authorized to make this application as the property owner(s) authorized agent.

Signed by: _____ 59F0032C435F4E2... SIGNATURE	03/16/2025 _____ DATE
--	-----------------------------

NOTE: Based on the scope of work, additional documentation may be required. See www.detroitmi.gov/hdc for scope-specific requirements.

PROJECT DETAILS – TELL US ABOUT YOUR PROJECT

Instructions: Add project details using the text box in each section. If your details exceed the space provided, attach the details via the attachment icon for that section.

ePLANS PERMIT NUMBER:

(only applicable if you've already applied for permits through ePLANS)

N/A

GENERAL

1. DESCRIPTION OF EXISTING CONDITION

Please tell us about the current appearance and conditions of the areas you want to change. You may use a few sentences or attach a separate prepared document on the right. (For example, "existing roof on my garage is covered in gray asphalt shingles in poor condition.")

Majority of the windows are vinyl excluding eight that were left original.

2. PHOTOGRAPHS

Help us understand your project. Please attach photographs of all areas where work is proposed.



3. DESCRIPTION OF PROJECT

In this box, tell us about what you want to do at the areas described above in box #1. (For example, "Install new asphalt shingle roofing at garage.")

All of the vinyl windows will be removed from the home and replace them with Pella Lifestyle Wood windows with aluminum clad exteriors with SDL grids that match the original pattern, color and functionality of the historic windows.

4. DETAILED SCOPE OF WORK

In this box, please describe all steps necessary to complete the work described in box #3. (For example, "remove existing shingles, replace wood deck as necessary, replace wood eaves, install roof vents, replace rotted fascia boards, paint, clean worksite.")


All of the vinyl windows will be removed from the home and replace them with Pella Lifestyle Wood windows with aluminum clad exteriors with SDL grids that match the original pattern, color and functionality of the historic windows.



5. BROCHURES/CUT SHEETS

Please provide information on the products or materials you are proposing to install. For example, a brochure on the brand and color of the shingles proposed.

ADDITIONAL DETAILS

6. WINDOWS/DOORS <i>Detailed photographs of window(s) and/or door(s) proposed for replacement showing the condition of the interior and exterior of the window(s) and/or door(s)</i>	

3470 Cambridge Window worksheet


Front of house




Back of the house



East side of the house



West side of the house



Customer Quote



Pella Corporation
pella.com

MCGLINCH & SONS CO
29565 Grand River Ave

FARMINGTON HILLS, MI 48336-5621
(248) 987-6300

Distributed by: Pella Windows and Doors

Customer Name	Deliver To Address	Order Information
Primary Phone: (248) 987-6300	3470 cambridge Ave.	Estimated Delivery Date: None Order Number: 189 Quote Number: 19227283 Final Wall Depth: Customer PO:

Outside View	Line #	Qty	Description	Item Price	Ext'd Price
--------------	--------	-----	-------------	------------	-------------



10

1

Lifestyle, Casement Left, Without HGP, Black

\$2,025.59

\$2,025.59

Location: DINING ROOM

1: SizeNon-Standard Size Left Casement

Unit Type: No Program

General Information: No Package, Without Hinged Glass Panel, Clad, Pine, 5", 3 11/16", No Certification

Exterior Color / Finish: Standard Enduraclad, Black

Interior Color / Finish: Black Stain Interior

Glass: Insulated Low-E Advanced Low-E Insulating Glass Argon Non High Altitude

Hardware Options: Wash Hinge Hardware, Fold-Away Crank, White, No Window Opening Control Device, No Limited Opening Hardware, No Integrated Sensor

Screen: Full Screen, Black, InView™

Performance Information: U-Factor 0.29, SHGC 0.25, VLT 0.47, CPD PEL-N-14-00679-00001, Performance Class LC, PG 50, Calculated Positive DP Rating 50, Calculated Negative DP Rating 50, STC 25, OITC 22, Clear Opening Width 7.75, Clear Opening Height 46.125, Clear Opening Area 2.482422, Egress Does not meet typical United States egress, but may comply with local code requirements

Grille: SDL, No Custom Grille, 7/8", Traditional (2W4H)

Wrapping Information: No Attachment Method, No Exterior Trim, 3 11/16", 5", Factory Applied, Manufacturer Recommended Clearance, Perimeter Length = 136".

Outside View	Line #	Qty	Description	Item Price	Ext'd Price
--------------	--------	-----	-------------	------------	-------------



15

1

Lifestyle, Casement Right, Without HGP, Black

\$2,025.59

\$2,025.59

Location: DINING ROOM

1: SizeNon-Standard Size Right Casement

Unit Type: No Program

General Information: No Package, Without Hinged Glass Panel, Clad, Pine, 5", 3 11/16", No Certification

Exterior Color / Finish: Standard Enduraclad, Black

Interior Color / Finish: Black Stain Interior

Glass: Insulated Low-E Advanced Low-E Insulating Glass Argon Non High Altitude

Hardware Options: Wash Hinge Hardware, Fold-Away Crank, White, No Window Opening Control Device, No Limited Opening Hardware, No Integrated Sensor

Screen: Full Screen, Black, InView™

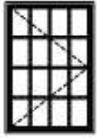
Performance Information: U-Factor 0.29, SHGC 0.25, VLT 0.47, CPD PEL-N-14-00679-00001, Performance Class LC, PG 50, Calculated Positive DP Rating 50, Calculated Negative DP Rating 50, STC 25, OITC 22, Clear Opening Width 7.75, Clear Opening Height 46.125, Clear Opening Area 2.482422, Egress Does not meet typical United States egress, but may comply with local code requirements

Grille: SDL, No Custom Grille, 7/8", Traditional (2W4H)

Wrapping Information: No Attachment Method, No Exterior Trim, 3 11/16", 5", Factory Applied, Manufacturer Recommended Clearance, Perimeter Length = 136".

For more information regarding the finishing, maintenance, service and warranty of all Pella® products, visit the Pella® website at www.pella.com

Outside View	Line #	Qty	Description	Item Price	Ext'd Price
--------------	--------	-----	-------------	------------	-------------



	20	1	Lifestyle, Casement Right, Without HGP, Black	\$2,698.16	\$2,698.16
--	----	---	---	------------	------------

Location: LIVING ROOM

1: SizeNon-Standard Size Right Casement

Unit Type: No Program

General Information: No Package, Without Hinged Glass Panel, Clad, Pine, 5", 3 11/16", No Certification

Exterior Color / Finish: Standard Enduraclad, Black

Interior Color / Finish: Black Stain Interior

Glass: Insulated Low-E Advanced Low-E Insulating Glass Argon Non High Altitude

Hardware Options: Wash Hinge Hardware, Fold-Away Crank, White, No Window Opening Control Device, No Limited Opening Hardware, No Integrated Sensor

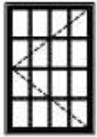
Screen: Full Screen, Black, InView™

Performance Information: U-Factor 0.29, SHGC 0.25, VLT 0.47, CPD PEL-N-14-00679-00001, Performance Class LC, PG 50, Calculated Positive DP Rating 50, Calculated Negative DP Rating 50, STC 25, OITC 22, Clear Opening Width 25, Clear Opening Height 47.125, Clear Opening Area 8.181423, Egress Meets minimum clear opening and 5.7 sq.ft

Grille: SDL, No Custom Grille, 7/8", Traditional (4W4H)

Wrapping Information: No Attachment Method, No Exterior Trim, 3 11/16", 5", Factory Applied, Manufacturer Recommended Clearance, Perimeter Length = 172".

Outside View	Line #	Qty	Description	Item Price	Ext'd Price
--------------	--------	-----	-------------	------------	-------------



	25	1	Lifestyle, Casement Left, Without HGP, Black	\$2,698.16	\$2,698.16
--	----	---	--	------------	------------

Location: LIVING ROOM

1: SizeNon-Standard Size Left Casement

Unit Type: No Program

General Information: No Package, Without Hinged Glass Panel, Clad, Pine, 5", 3 11/16", No Certification

Exterior Color / Finish: Standard Enduraclad, Black

Interior Color / Finish: Black Stain Interior

Glass: Insulated Low-E Advanced Low-E Insulating Glass Argon Non High Altitude

Hardware Options: Wash Hinge Hardware, Fold-Away Crank, White, No Window Opening Control Device, No Limited Opening Hardware, No Integrated Sensor

Screen: Full Screen, Black, InView™


Performance Information: U-Factor 0.29, SHGC 0.25, VLT 0.47, CPD PEL-N-14-00679-00001, Performance Class LC, PG 50, Calculated Positive DP Rating 50, Calculated Negative DP Rating 50, STC 25, OITC 22, Clear Opening Width 25, Clear Opening Height 47.125, Clear Opening Area 8.181423, Egress Meets minimum clear opening and 5.7 sq.ft

Grille: SDL, No Custom Grille, 7/8", Traditional (4W4H)

Wrapping Information: No Attachment Method, No Exterior Trim, 3 11/16", 5", Factory Applied, Manufacturer Recommended Clearance, Perimeter Length = 172".


For more information regarding the finishing, maintenance, service and warranty of all Pella® products, visit the Pella® website at www.pella.com

Outside View	Line #	Qty	Description	Item Price	Ext'd Price
	30	1	Lifestyle, Casement Left, Without HGP, Black	\$3,080.33	\$3,080.33
<p>Location: EXERCISE ROOM</p> <p>1: SizeNon-Standard Size Left Casement Unit Type: No Program General Information: No Package, Without Hinged Glass Panel, Clad, Pine, 5", 3 11/16", No Certification Exterior Color / Finish: Standard Enduraclad, Black Interior Color / Finish: Black Stain Interior Glass: Insulated Low-E Advanced Low-E Insulating Glass Argon Non High Altitude Hardware Options: Wash Hinge Hardware, Fold-Away Crank, White, No Window Opening Control Device, No Limited Opening Hardware, No Integrated Sensor Screen: Full Screen, Black, InView™ Performance Information: U-Factor 0.29, SHGC 0.25, VLT 0.46, CPD PEL-N-14-00687-00001, Performance Class LC, PG 30, Calculated Positive DP Rating 30, Calculated Negative DP Rating 30, STC 25, OITC 22, Clear Opening Width 25, Clear Opening Height 59.125, Clear Opening Area 10.26476, Egress Meets minimum clear opening and 5.7 sq.ft Grille: SDL, No Custom Grille, 7/8", Traditional (4W5H) Wrapping Information: No Attachment Method, No Exterior Trim, 3 11/16", 5", Factory Applied, Manufacturer Recommended Clearance, Perimeter Length = 196".</p>					

Outside View	Line #	Qty	Description	Item Price	Ext'd Price
	35	1	Lifestyle, Casement Left, Without HGP, Black	\$3,080.33	\$3,080.33
<p>Location: EXERCISE ROOM</p> <p>1: SizeNon-Standard Size Left Casement Unit Type: No Program General Information: No Package, Without Hinged Glass Panel, Clad, Pine, 5", 3 11/16", No Certification Exterior Color / Finish: Standard Enduraclad, Black Interior Color / Finish: Black Stain Interior Glass: Insulated Low-E Advanced Low-E Insulating Glass Argon Non High Altitude Hardware Options: Wash Hinge Hardware, Fold-Away Crank, White, No Window Opening Control Device, No Limited Opening Hardware, No Integrated Sensor Screen: Full Screen, Black, InView™ Performance Information: U-Factor 0.29, SHGC 0.25, VLT 0.46, CPD PEL-N-14-00687-00001, Performance Class LC, PG 30, Calculated Positive DP Rating 30, Calculated Negative DP Rating 30, STC 25, OITC 22, Clear Opening Width 25, Clear Opening Height 59.125, Clear Opening Area 10.26476, Egress Meets minimum clear opening and 5.7 sq.ft Grille: SDL, No Custom Grille, 7/8", Traditional (4W5H) Wrapping Information: No Attachment Method, No Exterior Trim, 3 11/16", 5", Factory Applied, Manufacturer Recommended Clearance, Perimeter Length = 196".</p>					

For more information regarding the finishing, maintenance, service and warranty of all Pella® products, visit the Pella® website at www.pella.com

Outside View	Line #	Qty	Description	Item Price	Ext'd Price
--------------	--------	-----	-------------	------------	-------------



	40	1	Lifestyle, Casement Right, Without HGP, Black	\$3,080.33	\$3,080.33
--	----	---	---	------------	------------

Location: EXERCISE ROOM

1: SizeNon-Standard Size Right Casement

Unit Type: No Program

General Information: No Package, Without Hinged Glass Panel, Clad, Pine, 5", 3 11/16", No Certification

Exterior Color / Finish: Standard Enduraclad, Black

Interior Color / Finish: Black Stain Interior

Glass: Insulated Low-E Advanced Low-E Insulating Glass Argon Non High Altitude

Hardware Options: Wash Hinge Hardware, Fold-Away Crank, White, No Window Opening Control Device, No Limited Opening Hardware, No Integrated Sensor

Screen: Full Screen, Black, InView™

Performance Information: U-Factor 0.29, SHGC 0.25, VLT 0.46, CPD PEL-N-14-00687-00001, Performance Class LC, PG 30, Calculated Positive DP Rating 30, Calculated Negative DP Rating 30, STC 25, OITC 22, Clear Opening Width 25, Clear Opening Height 59.125, Clear Opening Area 10.26476, Egress Meets minimum clear opening and 5.7 sq.ft

Grille: SDL, No Custom Grille, 7/8", Traditional (4W5H)

Wrapping Information: No Attachment Method, No Exterior Trim, 3 11/16", 5", Factory Applied, Manufacturer Recommended Clearance, Perimeter Length = 196".

Outside View	Line #	Qty	Description	Item Price	Ext'd Price
--------------	--------	-----	-------------	------------	-------------



	45	1	Lifestyle, Casement Right, Without HGP, Black	\$2,316.67	\$2,316.67
--	----	---	---	------------	------------

Location: HALF BATH

1: SizeNon-Standard Size Right Casement

Unit Type: No Program

General Information: No Package, Without Hinged Glass Panel, Clad, Pine, 5", 3 11/16", No Certification

Exterior Color / Finish: Standard Enduraclad, Black

Interior Color / Finish: Black Stain Interior

Glass: Insulated Low-E Advanced Low-E Insulating Glass Argon Non High Altitude

Hardware Options: Wash Hinge Hardware, Fold-Away Crank, White, No Window Opening Control Device, No Limited Opening Hardware, No Integrated Sensor

Screen: Full Screen, Black, InView™

Performance Information: U-Factor 0.29, SHGC 0.25, VLT 0.47, CPD PEL-N-14-00679-00001, Performance Class LC, PG 50, Calculated Positive DP Rating 50, Calculated Negative DP Rating 50, STC 25, OITC 22, Clear Opening Width 25, Clear Opening Height 33.875, Clear Opening Area 5.881076, Egress Meets minimum clear opening and 5.7 sq.ft

Grille: SDL, No Custom Grille, 7/8", Traditional (4W3H)

Wrapping Information: No Attachment Method, No Exterior Trim, 3 11/16", 5", Factory Applied, Manufacturer Recommended Clearance, Perimeter Length = 146".

For more information regarding the finishing, maintenance, service and warranty of all Pella® products, visit the Pella® website at www.pella.com

Outside View	Line #	Qty	Description	Item Price	Ext'd Price
--------------	--------	-----	-------------	------------	-------------



	50	1	Lifestyle, 2-Wide Casement, Without HGP, Black	\$3,863.59	\$3,863.59
--	----	---	--	------------	------------

Location: KITCHEN

1: SizeNon-Standard Size Left Casement

Unit Type: No Program

General Information: No Package, Without Hinged Glass Panel, Clad, Pine, 5", 3 11/16", No Certification

Exterior Color / Finish: Standard Enduraclad, Black

Interior Color / Finish: Black Stain Interior

Glass: Insulated Low-E Advanced Low-E Insulating Glass Argon Non High Altitude

Hardware Options: Wash Hinge Hardware, Fold-Away Crank, White, No Window Opening Control Device, No Limited Opening Hardware, No Integrated Sensor

Screen: Full Screen, Black, InView™

Performance Information: U-Factor 0.29, SHGC 0.25, VLT 0.47, CPD PEL-N-14-00679-00001, Performance Class LC, PG 50, Calculated Positive DP Rating 50, Calculated Negative DP Rating 50, STC 25, OITC 22, Clear Opening Width 17.25, Clear Opening Height 32.875, Clear Opening Area 3.938151, Egress Does not meet typical United States egress, but may comply with local code requirements

Grille: SDL, No Custom Grille, 7/8", Traditional (3W3H)

2: SizeNon-Standard Size Right Casement

Unit Type: No Program

General Information: No Package, Without Hinged Glass Panel, Clad, Pine, 5", 3 11/16", No Certification

Exterior Color / Finish: Standard Enduraclad, Black

Interior Color / Finish: Black Stain Interior

Glass: Insulated Low-E Advanced Low-E Insulating Glass Argon Non High Altitude

Hardware Options: Wash Hinge Hardware, Fold-Away Crank, White, No Window Opening Control Device, No Limited Opening Hardware, No Integrated Sensor

Screen: Full Screen, Black, InView™

Performance Information: U-Factor 0.29, SHGC 0.25, VLT 0.47, CPD PEL-N-14-00679-00001, Performance Class LC, PG 50, Calculated Positive DP Rating 50, Calculated Negative DP Rating 50, STC 25, OITC 22, Clear Opening Width 17.25, Clear Opening Height 32.875, Clear Opening Area 3.938151, Egress Does not meet typical United States egress, but may comply with local code requirements


Grille: SDL, No Custom Grille, 7/8", Traditional (3W3H)

Vertical Mull 1: FactoryMull, Standard Joining Mullion, Mull Design Pressure- 20, Overall Thru Direction- Vertical

Wrapping Information: No Attachment Method, No Head Drip Cap, No Exterior Trim, 3 11/16", 5", Factory Applied, Manufacturer Recommended Clearance, Perimeter Length = 182".

For more information regarding the finishing, maintenance, service and warranty of all Pella® products, visit the Pella® website at www.pella.com

Outside View	Line #	Qty	Description	Item Price	Ext'd Price
--------------	--------	-----	-------------	------------	-------------



	55	1	Lifestyle, 2-Wide Casement, Without HGP, Black	\$3,863.59	\$3,863.59
--	----	---	--	------------	------------

Location: KITCHEN

1: SizeNon-Standard Size Left Casement

Unit Type: No Program

General Information: No Package, Without Hinged Glass Panel, Clad, Pine, 5", 3 11/16", No Certification

Exterior Color / Finish: Standard Enduraclad, Black

Interior Color / Finish: Black Stain Interior

Glass: Insulated Low-E Advanced Low-E Insulating Glass Argon Non High Altitude

Hardware Options: Wash Hinge Hardware, Fold-Away Crank, White, No Window Opening Control Device, No Limited Opening Hardware, No Integrated Sensor

Screen: Full Screen, Black, InView™

Performance Information: U-Factor 0.29, SHGC 0.25, VLT 0.47, CPD PEL-N-14-00679-00001, Performance Class LC, PG 50, Calculated Positive DP Rating 50, Calculated Negative DP Rating 50, STC 25, OITC 22, Clear Opening Width 17.25, Clear Opening Height 32.875, Clear Opening Area 3.938151, Egress Does not meet typical United States egress, but may comply with local code requirements

Grille: SDL, No Custom Grille, 7/8", Traditional (3W3H)

2: SizeNon-Standard Size Right Casement

Unit Type: No Program

General Information: No Package, Without Hinged Glass Panel, Clad, Pine, 5", 3 11/16", No Certification

Exterior Color / Finish: Standard Enduraclad, Black

Interior Color / Finish: Black Stain Interior

Glass: Insulated Low-E Advanced Low-E Insulating Glass Argon Non High Altitude

Hardware Options: Wash Hinge Hardware, Fold-Away Crank, White, No Window Opening Control Device, No Limited Opening Hardware, No Integrated Sensor

Screen: Full Screen, Black, InView™

Performance Information: U-Factor 0.29, SHGC 0.25, VLT 0.47, CPD PEL-N-14-00679-00001, Performance Class LC, PG 50, Calculated Positive DP Rating 50, Calculated Negative DP Rating 50, STC 25, OITC 22, Clear Opening Width 17.25, Clear Opening Height 32.875, Clear Opening Area 3.938151, Egress Does not meet typical United States egress, but may comply with local code requirements

Grille: SDL, No Custom Grille, 7/8", Traditional (3W3H)

Vertical Mull 1: FactoryMull, Standard Joining Mullion, Mull Design Pressure- 20, Overall Thru Direction- Vertical

Wrapping Information: No Attachment Method, No Head Drip Cap, No Exterior Trim, 3 11/16", 5", Factory Applied, Manufacturer Recommended Clearance, Perimeter Length = 182".

Outside View	Line #	Qty	Description	Item Price	Ext'd Price
--------------	--------	-----	-------------	------------	-------------



	60	1	Lifestyle, Casement Right, Without HGP, Black	\$2,135.27	\$2,135.27
--	----	---	---	------------	------------

Location: BACK STAIRS

1: SizeNon-Standard Size Right Casement

Unit Type: No Program

General Information: No Package, Without Hinged Glass Panel, Clad, Pine, 5", 3 11/16", No Certification

Exterior Color / Finish: Standard Enduraclad, Black

Interior Color / Finish: Black Stain Interior

Glass: Insulated Tempered Low-E Advanced Low-E Insulating Glass Argon Non High Altitude

Hardware Options: Wash Hinge Hardware, Fold-Away Crank, White, No Window Opening Control Device, No Limited Opening Hardware, No Integrated Sensor

Screen: Full Screen, Black, InView™

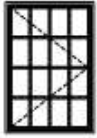
Performance Information: U-Factor 0.29, SHGC 0.25, VLT 0.46, CPD PEL-N-14-00687-00001, Performance Class LC, PG 50, Calculated Positive DP Rating 50, Calculated Negative DP Rating 50, STC 25, OITC 22, Clear Opening Width 7.75, Clear Opening Height 46.125, Clear Opening Area 2.482422, Egress Does not meet typical United States egress, but may comply with local code requirements

Grille: SDL, No Custom Grille, 7/8", Traditional (2W4H)

Wrapping Information: No Attachment Method, No Exterior Trim, 3 11/16", 5", Factory Applied, Manufacturer Recommended Clearance, Perimeter Length = 136".

For more information regarding the finishing, maintenance, service and warranty of all Pella® products, visit the Pella® website at www.pella.com

Outside View	Line #	Qty	Description	Item Price	Ext'd Price
--------------	--------	-----	-------------	------------	-------------



	65	1	Lifestyle, Casement Right, Without HGP, Black	\$2,698.16	\$2,698.16
--	----	---	---	------------	------------

Location: BEDROOM BACK WEST

1: SizeNon-Standard Size Right Casement

Unit Type: No Program

General Information: No Package, Without Hinged Glass Panel, Clad, Pine, 5", 3 11/16", No Certification

Exterior Color / Finish: Standard Enduraclad, Black

Interior Color / Finish: Black Stain Interior

Glass: Insulated Low-E Advanced Low-E Insulating Glass Argon Non High Altitude

Hardware Options: Wash Hinge Hardware, Fold-Away Crank, White, No Window Opening Control Device, No Limited Opening Hardware, No Integrated Sensor

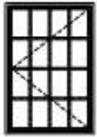
Screen: Full Screen, Black, InView™

Performance Information: U-Factor 0.29, SHGC 0.25, VLT 0.47, CPD PEL-N-14-00679-00001, Performance Class LC, PG 50, Calculated Positive DP Rating 50, Calculated Negative DP Rating 50, STC 25, OITC 22, Clear Opening Width 25, Clear Opening Height 47.125, Clear Opening Area 8.181423, Egress Meets minimum clear opening and 5.7 sq.ft

Grille: SDL, No Custom Grille, 7/8", Traditional (4W4H)

Wrapping Information: No Attachment Method, No Exterior Trim, 3 11/16", 5", Factory Applied, Manufacturer Recommended Clearance, Perimeter Length = 172".

Outside View	Line #	Qty	Description	Item Price	Ext'd Price
--------------	--------	-----	-------------	------------	-------------



	70	1	Lifestyle, Casement Left, Without HGP, Black	\$2,698.16	\$2,698.16
--	----	---	--	------------	------------

Location: BEDROOM BACK WEST

1: SizeNon-Standard Size Left Casement

Unit Type: No Program

General Information: No Package, Without Hinged Glass Panel, Clad, Pine, 5", 3 11/16", No Certification

Exterior Color / Finish: Standard Enduraclad, Black

Interior Color / Finish: Black Stain Interior

Glass: Insulated Low-E Advanced Low-E Insulating Glass Argon Non High Altitude

Hardware Options: Wash Hinge Hardware, Fold-Away Crank, White, No Window Opening Control Device, No Limited Opening Hardware, No Integrated Sensor

Screen: Full Screen, Black, InView™

Performance Information: U-Factor 0.29, SHGC 0.25, VLT 0.47, CPD PEL-N-14-00679-00001, Performance Class LC, PG 50, Calculated Positive DP Rating 50, Calculated Negative DP Rating 50, STC 25, OITC 22, Clear Opening Width 25, Clear Opening Height 47.125, Clear Opening Area 8.181423, Egress Meets minimum clear opening and 5.7 sq.ft

Grille: SDL, No Custom Grille, 7/8", Traditional (4W4H)

Wrapping Information: No Attachment Method, No Exterior Trim, 3 11/16", 5", Factory Applied, Manufacturer Recommended Clearance, Perimeter Length = 172".

For more information regarding the finishing, maintenance, service and warranty of all Pella® products, visit the Pella® website at www.pella.com

Outside View	Line #	Qty	Description	Item Price	Ext'd Price
--------------	--------	-----	-------------	------------	-------------



	75	1	Lifestyle, Casement Left, Without HGP, Black	\$2,501.21	\$2,501.21
--	----	---	--	------------	------------

Location: UPSTAIRS BATHROOM

1: SizeNon-Standard Size Left Casement

Unit Type: No Program

General Information: No Package, Without Hinged Glass Panel, Clad, Pine, 5", 3 11/16", No Certification

Exterior Color / Finish: Standard Enduraclad, Black

Interior Color / Finish: Black Stain Interior

Glass: Insulated Tempered Low-E Advanced Low-E Insulating Glass Argon Non High Altitude

Hardware Options: Wash Hinge Hardware, Fold-Away Crank, White, No Window Opening Control Device, No Limited Opening Hardware, No Integrated Sensor


Screen: Full Screen, Black, InView™

Performance Information: U-Factor 0.29, SHGC 0.25, VLT 0.46, CPD PEL-N-14-00687-00001, Performance Class LC, PG 50, Calculated Positive DP Rating 50, Calculated Negative DP Rating 50, STC 25, OITC 22, Clear Opening Width 25, Clear Opening Height 34.125, Clear Opening Area 5.924479, Egress Meets minimum clear opening and 5.7 sq.ft

Grille: SDL, No Custom Grille, 7/8", Traditional (4W3H)

Wrapping Information: No Attachment Method, No Exterior Trim, 3 11/16", 5", Factory Applied, Manufacturer Recommended Clearance, Perimeter Length = 146".

Outside View	Line #	Qty	Description	Item Price	Ext'd Price
--------------	--------	-----	-------------	------------	-------------



	80	1	Lifestyle, 2-Wide Casement, Without HGP, Black	\$4,507.57	\$4,507.57
--	----	---	--	------------	------------

Location: FRONT BEDROOM

1: SizeNon-Standard Size Left Casement

Unit Type: No Program

General Information: No Package, Without Hinged Glass Panel, Clad, Pine, 5", 3 11/16", No Certification

Exterior Color / Finish: Standard Enduraclad, Black

Interior Color / Finish: Black Stain Interior

Glass: Insulated Low-E Advanced Low-E Insulating Glass Argon Non High Altitude

Hardware Options: Wash Hinge Hardware, Fold-Away Crank, White, No Window Opening Control Device, No Limited Opening Hardware, No Integrated Sensor

Screen: Full Screen, Black, InView™

Performance Information: U-Factor 0.29, SHGC 0.25, VLT 0.47, CPD PEL-N-14-00679-00001, Performance Class LC, PG 50, Calculated Positive DP Rating 50, Calculated Negative DP Rating 50, STC 25, OITC 22, Clear Opening Width 17.25, Clear Opening Height 47.125, Clear Opening Area 5.645182, Egress Does not meet typical United States egress, but may comply with local code requirements

Grille: SDL, No Custom Grille, 7/8", Traditional (3W4H)

2: SizeNon-Standard Size Right Casement

Unit Type: No Program

General Information: No Package, Without Hinged Glass Panel, Clad, Pine, 5", 3 11/16", No Certification

Exterior Color / Finish: Standard Enduraclad, Black

Interior Color / Finish: Black Stain Interior

Glass: Insulated Low-E Advanced Low-E Insulating Glass Argon Non High Altitude

Hardware Options: Wash Hinge Hardware, Fold-Away Crank, White, No Window Opening Control Device, No Limited Opening Hardware, No Integrated Sensor

Screen: Full Screen, Black, InView™

Performance Information: U-Factor 0.29, SHGC 0.25, VLT 0.47, CPD PEL-N-14-00679-00001, Performance Class LC, PG 50, Calculated Positive DP Rating 50, Calculated Negative DP Rating 50, STC 25, OITC 22, Clear Opening Width 17.25, Clear Opening Height 47.125, Clear Opening Area 5.645182, Egress Does not meet typical United States egress, but may comply with local code requirements

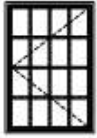
Grille: SDL, No Custom Grille, 7/8", Traditional (3W4H)

Vertical Mull 1: FactoryMull, Standard Joining Mullion, Mull Design Pressure- 20, Overall Thru Direction- Vertical

Wrapping Information: No Attachment Method, No Head Drip Cap, No Exterior Trim, 3 11/16", 5", Factory Applied, Manufacturer Recommended Clearance, Perimeter Length = 211".

For more information regarding the finishing, maintenance, service and warranty of all Pella® products, visit the Pella® website at www.pella.com

Outside View	Line #	Qty	Description	Item Price	Ext'd Price
--------------	--------	-----	-------------	------------	-------------



	85	1	Lifestyle, Casement Left, Without HGP, Black	\$2,698.16	\$2,698.16
--	----	---	--	------------	------------

Location: FRONT BEDROOM

1: SizeNon-Standard Size Left Casement

Unit Type: No Program

General Information: No Package, Without Hinged Glass Panel, Clad, Pine, 5", 3 11/16", No Certification

Exterior Color / Finish: Standard Enduraclad, Black

Interior Color / Finish: Black Stain Interior

Glass: Insulated Low-E Advanced Low-E Insulating Glass Argon Non High Altitude

Hardware Options: Wash Hinge Hardware, Fold-Away Crank, White, No Window Opening Control Device, No Limited Opening Hardware, No Integrated Sensor


Screen: Full Screen, Black, InView™

Performance Information: U-Factor 0.29, SHGC 0.25, VLT 0.47, CPD PEL-N-14-00679-00001, Performance Class LC, PG 50, Calculated Positive DP Rating 50, Calculated Negative DP Rating 50, STC 25, OITC 22, Clear Opening Width 25, Clear Opening Height 47.125, Clear Opening Area 8.181423, Egress Meets minimum clear opening and 5.7 sq.ft

Grille: SDL, No Custom Grille, 7/8", Traditional (4W4H)

Wrapping Information: No Attachment Method, No Exterior Trim, 3 11/16", 5", Factory Applied, Manufacturer Recommended Clearance, Perimeter Length = 172".

Outside View	Line #	Qty	Description	Item Price	Ext'd Price
--------------	--------	-----	-------------	------------	-------------



	90	1	Lifestyle, 2-Wide Casement, Without HGP, Black	\$4,507.57	\$4,507.57
--	----	---	--	------------	------------

Location: MASTER BEDROOM

1: SizeNon-Standard Size Left Casement

Unit Type: No Program

General Information: No Package, Without Hinged Glass Panel, Clad, Pine, 5", 3 11/16", No Certification

Exterior Color / Finish: Standard Enduraclad, Black

Interior Color / Finish: Black Stain Interior

Glass: Insulated Low-E Advanced Low-E Insulating Glass Argon Non High Altitude

Hardware Options: Wash Hinge Hardware, Fold-Away Crank, White, No Window Opening Control Device, No Limited Opening Hardware, No Integrated Sensor

Screen: Full Screen, Black, InView™

Performance Information: U-Factor 0.29, SHGC 0.25, VLT 0.47, CPD PEL-N-14-00679-00001, Performance Class LC, PG 50, Calculated Positive DP Rating 50, Calculated Negative DP Rating 50, STC 25, OITC 22, Clear Opening Width 17.25, Clear Opening Height 47.125, Clear Opening Area 5.645182, Egress Does not meet typical United States egress, but may comply with local code requirements

Grille: SDL, No Custom Grille, 7/8", Traditional (3W4H)

2: SizeNon-Standard Size Right Casement

Unit Type: No Program

General Information: No Package, Without Hinged Glass Panel, Clad, Pine, 5", 3 11/16", No Certification

Exterior Color / Finish: Standard Enduraclad, Black

Interior Color / Finish: Black Stain Interior

Glass: Insulated Low-E Advanced Low-E Insulating Glass Argon Non High Altitude

Hardware Options: Wash Hinge Hardware, Fold-Away Crank, White, No Window Opening Control Device, No Limited Opening Hardware, No Integrated Sensor

Screen: Full Screen, Black, InView™

Performance Information: U-Factor 0.29, SHGC 0.25, VLT 0.47, CPD PEL-N-14-00679-00001, Performance Class LC, PG 50, Calculated Positive DP Rating 50, Calculated Negative DP Rating 50, STC 25, OITC 22, Clear Opening Width 17.25, Clear Opening Height 47.125, Clear Opening Area 5.645182, Egress Does not meet typical United States egress, but may comply with local code requirements

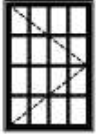
Grille: SDL, No Custom Grille, 7/8", Traditional (3W4H)

Vertical Mull 1: FactoryMull, Standard Joining Mullion, Mull Design Pressure- 20, Overall Thru Direction- Vertical

Wrapping Information: No Attachment Method, No Head Drip Cap, No Exterior Trim, 3 11/16", 5", Factory Applied, Manufacturer Recommended Clearance, Perimeter Length = 211".

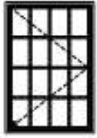
For more information regarding the finishing, maintenance, service and warranty of all Pella® products, visit the Pella® website at www.pella.com

Outside View	Line #	Qty	Description	Item Price	Ext'd Price
	95	1	Lifestyle, Casement Left, Without HGP, Black	\$2,698.16	\$2,698.16
<p>Location: MASTER BEDROOM</p> <p>1: SizeNon-Standard Size Left Casement Unit Type: No Program General Information: No Package, Without Hinged Glass Panel, Clad, Pine, 5", 3 11/16", No Certification Exterior Color / Finish: Standard Enduraclad, Black Interior Color / Finish: Black Stain Interior Glass: Insulated Low-E Advanced Low-E Insulating Glass Argon Non High Altitude Hardware Options: Wash Hinge Hardware, Fold-Away Crank, White, No Window Opening Control Device, No Limited Opening Hardware, No Integrated Sensor Screen: Full Screen, Black, InView™ Performance Information: U-Factor 0.29, SHGC 0.25, VLT 0.47, CPD PEL-N-14-00679-00001, Performance Class LC, PG 50, Calculated Positive DP Rating 50, Calculated Negative DP Rating 50, STC 25, OITC 22, Clear Opening Width 25, Clear Opening Height 47.125, Clear Opening Area 8.181423, Egress Meets minimum clear opening and 5.7 sq.ft Grille: SDL, No Custom Grille, 7/8", Traditional (4W4H) Wrapping Information: No Attachment Method, No Exterior Trim, 3 11/16", 5", Factory Applied, Manufacturer Recommended Clearance, Perimeter Length = 172".</p>					

Outside View	Line #	Qty	Description	Item Price	Ext'd Price
	100	1	Lifestyle, Casement Right, Without HGP, Black	\$2,698.16	\$2,698.16
<p>Location: MASTER BEDROOM</p> <p>1: SizeNon-Standard Size Right Casement Unit Type: No Program General Information: No Package, Without Hinged Glass Panel, Clad, Pine, 5", 3 11/16", No Certification Exterior Color / Finish: Standard Enduraclad, Black Interior Color / Finish: Black Stain Interior Glass: Insulated Low-E Advanced Low-E Insulating Glass Argon Non High Altitude Hardware Options: Wash Hinge Hardware, Fold-Away Crank, White, No Window Opening Control Device, No Limited Opening Hardware, No Integrated Sensor Screen: Full Screen, Black, InView™ Performance Information: U-Factor 0.29, SHGC 0.25, VLT 0.47, CPD PEL-N-14-00679-00001, Performance Class LC, PG 50, Calculated Positive DP Rating 50, Calculated Negative DP Rating 50, STC 25, OITC 22, Clear Opening Width 25, Clear Opening Height 47.125, Clear Opening Area 8.181423, Egress Meets minimum clear opening and 5.7 sq.ft Grille: SDL, No Custom Grille, 7/8", Traditional (4W4H) Wrapping Information: No Attachment Method, No Exterior Trim, 3 11/16", 5", Factory Applied, Manufacturer Recommended Clearance, Perimeter Length = 172".</p>					

For more information regarding the finishing, maintenance, service and warranty of all Pella® products, visit the Pella® website at www.pella.com

Outside View	Line #	Qty	Description	Item Price	Ext'd Price
--------------	--------	-----	-------------	------------	-------------



105

1

Lifestyle, Casement Right, Without HGP, Black

\$2,939.47

\$2,939.47

Location: MASTER BATHROOM

1: SizeNon-Standard Size Right Casement

Unit Type: No Program

General Information: No Package, Without Hinged Glass Panel, Clad, Pine, 5", 3 11/16", No Certification

Exterior Color / Finish: Standard Enduraclad, Black

Interior Color / Finish: Black Stain Interior

Glass: Insulated Tempered Low-E Advanced Low-E Insulating Glass Argon Non High Altitude

Hardware Options: Wash Hinge Hardware, Fold-Away Crank, White, No Window Opening Control Device, No Limited Opening Hardware, No Integrated Sensor

Screen: Full Screen, Black, InView™

Performance Information: U-Factor 0.29, SHGC 0.25, VLT 0.46, CPD PEL-N-14-00687-00001, Performance Class LC, PG 50, Calculated Positive DP Rating 50, Calculated Negative DP Rating 50, STC 25, OITC 22, Clear Opening Width 25, Clear Opening Height 47.125, Clear Opening Area 8.181423, Egress Meets minimum clear opening and 5.7 sq.ft

Grille: SDL, No Custom Grille, 7/8", Traditional (4W4H)

Wrapping Information: No Attachment Method, No Exterior Trim, 3 11/16", 5", Factory Applied, Manufacturer Recommended Clearance, Perimeter Length = 172".

Outside View	Line #	Qty	Description	Item Price	Ext'd Price
--------------	--------	-----	-------------	------------	-------------



110

1

Lifestyle, Casement Right, Without HGP, Black

\$2,501.21

\$2,501.21

Location: MASTER BATHROOM

1: SizeNon-Standard Size Right Casement

Unit Type: No Program

General Information: No Package, Without Hinged Glass Panel, Clad, Pine, 5", 3 11/16", No Certification

Exterior Color / Finish: Standard Enduraclad, Black

Interior Color / Finish: Black Stain Interior

Glass: Insulated Tempered Low-E Advanced Low-E Insulating Glass Argon Non High Altitude

Hardware Options: Wash Hinge Hardware, Fold-Away Crank, White, No Window Opening Control Device, No Limited Opening Hardware, No Integrated Sensor

Screen: Full Screen, Black, InView™


Performance Information: U-Factor 0.29, SHGC 0.25, VLT 0.46, CPD PEL-N-14-00687-00001, Performance Class LC, PG 50, Calculated Positive DP Rating 50, Calculated Negative DP Rating 50, STC 25, OITC 22, Clear Opening Width 25, Clear Opening Height 34.125, Clear Opening Area 5.924479, Egress Meets minimum clear opening and 5.7 sq.ft

Grille: SDL, No Custom Grille, 7/8", Traditional (4W3H)

Wrapping Information: No Attachment Method, No Exterior Trim, 3 11/16", 5", Factory Applied, Manufacturer Recommended Clearance, Perimeter Length = 146".

For more information regarding the finishing, maintenance, service and warranty of all Pella® products, visit the Pella® website at www.pella.com

Outside View	Line #	Qty	Description	Item Price	Ext'd Price
--------------	--------	-----	-------------	------------	-------------




115	1	Lifestyle, Double Hung, Without HGP, Black	\$1,682.37	\$1,682.37
-----	---	---	-------------------	-------------------

Location: 3RD FLOOR BATHROOM

1: SizeNon-Standard Size Double Hung, Equal
Unit Type: No Program
General Information: No Package, Without Hinged Glass Panel, Clad, Pine, 5", 3 11/16", No Certification, Jambliner Color: **Gray**
 Exterior Color / Finish: **Standard Enduraclad, Black**
 Interior Color / Finish: **Black Stain Interior**
 Glass: **Insulated Tempered Low-E Advanced Low-E Insulating Glass Argon Non High Altitude**
 Hardware Options: **Cam-Action Lock, 1 Lock, White, No Limited Opening Hardware, Order Sash Lift, 1 Lift, No Integrated Sensor**
 Screen: **Full Screen, Black, InView™**
 Performance Information: **U-Factor 0.30, SHGC 0.30, VLT 0.56, CPD PEL-N-35-00517-00001, Performance Class LC, PG 50, Calculated Positive DP Rating 50, Calculated Negative DP Rating 50, STC 27, OITC 23, Clear Opening Width 21.062, Clear Opening Height 19.875, Clear Opening Area 2.906995, Egress Does not meet typical United States egress, but may comply with local code requirements**
 Grille: **No Grille,**
 Wrapping Information: **No Attachment Method, No Exterior Trim, 3 11/16", 5", Factory Applied, Manufacturer Recommended Clearance, Perimeter Length = 141".**

Outside View	Line #	Qty	Description	Item Price	Ext'd Price
--------------	--------	-----	-------------	------------	-------------





120	1	Lifestyle, 2-Wide Double Hung, Without HGP, Black	\$3,153.71	\$3,153.71
-----	---	--	-------------------	-------------------

Location: OFFICE

1: SizeNon-Standard Size Double Hung, Equal
Unit Type: No Program
General Information: No Package, Without Hinged Glass Panel, Clad, Pine, 5", 3 11/16", No Certification, Jambliner Color: **Gray**
 Exterior Color / Finish: **Standard Enduraclad, Black**
 Interior Color / Finish: **Black Stain Interior**
 Glass: **Insulated Low-E Advanced Low-E Insulating Glass Argon Non High Altitude**
 Hardware Options: **Cam-Action Lock, 1 Lock, White, No Limited Opening Hardware, Order Sash Lift, 1 Lift, No Integrated Sensor**
 Screen: **Full Screen, Black, InView™**
 Performance Information: **U-Factor 0.30, SHGC 0.30, VLT 0.57, CPD PEL-N-35-00514-00001, Performance Class LC, PG 40, Calculated Positive DP Rating 40, Calculated Negative DP Rating 40, STC 27, OITC 23, Clear Opening Width 28.062, Clear Opening Height 25.375, Clear Opening Area 4.944953, Egress Does not meet typical United States egress, but may comply with local code requirements**
 Grille: **No Grille,**
2: SizeNon-Standard Size Double Hung, Equal
Unit Type: **No Program**
General Information: **No Package, Without Hinged Glass Panel, Clad, Pine, 5", 3 11/16", No Certification, Jambliner Color: Gray**
Exterior Color / Finish: Standard Enduraclad, Black
Interior Color / Finish: Black Stain Interior
Glass: Insulated Low-E Advanced Low-E Insulating Glass Argon Non High Altitude
Hardware Options: Cam-Action Lock, 1 Lock, White, No Limited Opening Hardware, Order Sash Lift, 1 Lift, No Integrated Sensor
Screen: Full Screen, Black, InView™
Performance Information: U-Factor 0.30, SHGC 0.30, VLT 0.57, CPD PEL-N-35-00514-00001, Performance Class LC, PG 40, Calculated Positive DP Rating 40, Calculated Negative DP Rating 40, STC 27, OITC 23, Clear Opening Width 28.062, Clear Opening Height 25.375, Clear Opening Area 4.944953, Egress Does not meet typical United States egress, but may comply with local code requirements
Grille: No Grille,
Vertical Mull 1: FactoryMull, Standard Joining Mullion, Mull Design Pressure- 20, Overall Thru Direction-Vertical
Wrapping Information: No Attachment Method, No Head Drip Cap, No Exterior Trim, 3 11/16", 5", Factory Applied, Manufacturer Recommended Clearance, Perimeter Length = 240".

For more information regarding the finishing, maintenance, service and warranty of all Pella® products, visit the Pella® website at www.pella.com

Outside View	Line #	Qty	Description	Item Price	Ext'd Price
	125	1	Lifestyle, Double Hung, Without HGP, Black	\$1,650.40	\$1,650.40
<p>Location: 3RD FLOOR BIG ROOM</p> <p>1: SizeNon-Standard Size Double Hung, Equal Unit Type: No Program General Information: No Package, Without Hinged Glass Panel, Clad, Pine, 5", 3 11/16", No Certification, Jambliner Color: Gray Exterior Color / Finish: Standard Enduraclad, Black Interior Color / Finish: Black Stain Interior Glass: Insulated Low-E Advanced Low-E Insulating Glass Argon Non High Altitude Hardware Options: Cam-Action Lock, 1 Lock, White, No Limited Opening Hardware, Order Sash Lift, 1 Lift, No Integrated Sensor Screen: Full Screen, Black, InView™ Performance Information: U-Factor 0.30, SHGC 0.30, VLT 0.57, CPD PEL-N-35-00514-00001, Performance Class LC, PG 40, Calculated Positive DP Rating 40, Calculated Negative DP Rating 40, STC 27, OITC 23, Clear Opening Width 25.062, Clear Opening Height 24.875, Clear Opening Area 4.329287, Egress Does not meet typical United States egress, but may comply with local code requirements Grille: No Grille, Wrapping Information: No Attachment Method, No Exterior Trim, 3 11/16", 5", Factory Applied, Manufacturer Recommended Clearance, Perimeter Length = 169".</p>					

Outside View	Line #	Qty	Description	Item Price	Ext'd Price
	130	1	Lifestyle, Double Hung, Without HGP, Black	\$1,650.40	\$1,650.40
<p>Location: 3RD FLOOR BIG ROOM</p> <p>1: SizeNon-Standard Size Double Hung, Equal Unit Type: No Program General Information: No Package, Without Hinged Glass Panel, Clad, Pine, 5", 3 11/16", No Certification, Jambliner Color: Gray Exterior Color / Finish: Standard Enduraclad, Black Interior Color / Finish: Black Stain Interior Glass: Insulated Low-E Advanced Low-E Insulating Glass Argon Non High Altitude Hardware Options: Cam-Action Lock, 1 Lock, White, No Limited Opening Hardware, Order Sash Lift, 1 Lift, No Integrated Sensor Screen: Full Screen, Black, InView™ Performance Information: U-Factor 0.30, SHGC 0.30, VLT 0.57, CPD PEL-N-35-00514-00001, Performance Class LC, PG 40, Calculated Positive DP Rating 40, Calculated Negative DP Rating 40, STC 27, OITC 23, Clear Opening Width 25.062, Clear Opening Height 24.875, Clear Opening Area 4.329287, Egress Does not meet typical United States egress, but may comply with local code requirements Grille: No Grille, Wrapping Information: No Attachment Method, No Exterior Trim, 3 11/16", 5", Factory Applied, Manufacturer Recommended Clearance, Perimeter Length = 169".</p>					

For more information regarding the finishing, maintenance, service and warranty of all Pella® products, visit the Pella® website at www.pella.com

Thank You For Your Interest In Pella® Products

PELLA WARRANTY:

Pella® products are covered by Pella's limited warranties in effect at the time of sale. All applicable product warranties are incorporated into and become a part of this contract. Please see the warranties for complete details, taking special note of the two important notice sections regarding installation of Pella® products and proper management of moisture within the wall system. Neither Pella Corporation nor the branch will be bound by any other warranty unless specifically set out in this contract. However, Pella Corporation will not be liable for branch warranties which create obligations in addition to or obligations which are inconsistent with Pella written warranties.

Clear opening (egress) information does not take into consideration the addition of a Rolscreen® [or any other accessory] to the product. You should consult your local building code to ensure your Pella® products meet local egress requirements.

_____ Customer Signature	_____ Pella Contractor Signature	Order Totals								
_____ Date	_____ Date	<table border="1" style="width: 100%; border-collapse: collapse;"> <tr> <td style="width: 70%;">Taxable Subtotal</td> <td style="text-align: right;">\$69,452.32</td> </tr> <tr> <td>Sales Tax</td> <td style="text-align: right;">\$0.00</td> </tr> <tr> <td>Non-taxable Subtotal</td> <td style="text-align: right;">\$0.00</td> </tr> <tr> <td>Total</td> <td style="text-align: right;">\$69,452.32</td> </tr> </table>	Taxable Subtotal	\$69,452.32	Sales Tax	\$0.00	Non-taxable Subtotal	\$0.00	Total	\$69,452.32
Taxable Subtotal	\$69,452.32									
Sales Tax	\$0.00									
Non-taxable Subtotal	\$0.00									
Total	\$69,452.32									

For more information regarding the finishing, maintenance, service and warranty of all Pella® products, visit the Pella® website at www.pella.com

Pella® Lifestyle Series

Aluminum-Clad Wood

Pella Lifestyle Series

#1 performing wood window and patio door¹


For the combination of energy, sound and value.

37 time-tested innovations

Create unique, room-by-room solutions to meet real-life needs.

83% more energy efficient²

On average compared to single-pane windows — with performance solutions for improved comfort.



Exceptional performance and style.

Style flexibility. Whether your client's home is traditional, modern or somewhere in between, choose beautiful windows and patio doors that fit their style.

Redefining performance. Get both unrivaled energy efficiency and sound performance at an incredible value. With the Ultimate Performance package, windows are on average 79% more energy efficient and reduce 52% more outside noise than single-pane windows.^{2,5}

Enhanced durability. Our windows are designed to stand the test of time with exterior wood parts treated with exclusive EnduraGuard® wood protection and an aluminum-clad exterior with EnduraClad® finish.

Room-by-room solutions.

Hidden Screen. The innovative double-hung screen appears when the window is open and folds away when it is closed. It is easy to install and retrofittable.

Integrated blinds and shades. Intentionally designed to be accessible, blinds and shades are tucked between glass panes and are protected from dust, pets and little hands.

Added security and convenience. Add peace of mind with optional built-in window and door sensors and motorized between-the-glass blinds and shades that raise and lower with a touch of a button.

Create solutions that are perfect for real life. Covered by the best limited lifetime warranty in the industry for wood windows and patio doors, Pella Lifestyle Series offers everything you love about wood — including beauty, durability and style flexibility.³ Begin with dual- or triple-pane glass and then select from the most desired features and options.⁴

Pella Lifestyle Series is the #1 performing wood window and patio door for the combination of energy, sound and value.¹ Packed with purposeful innovations like the Hidden Screen and integrated blinds, shades and security sensors, we designed windows and patio doors to work for your project, room by room.

¹ Performance solutions require upgrades to triple-pane, AdvancedComfort Low-E and mixed glass thickness. Based on comparing product quotes and published STC/OITC and U-Factor ratings of leading national wood window and patio door brands.

² Window energy efficiency calculated in a computer simulation using RESFEN 6.0 default parameters for a 2000 sq. foot new construction single-story home when comparing Pella Lifestyle Series windows with Advanced Comfort Low-E triple-pane glass with argon and mixed glass thickness to a single-pane wood or vinyl window. Double-hung windows are not available with triple-pane glass. The energy efficiency and actual savings will vary by location. The average window energy efficiency is based on a national average of 94 modeled cities across the country and weighting based on population. For more details see pella.com/methodology.

³ Based on comparing written limited warranties of leading national wood window and wood patio door brands. See Pella written Limited Warranty for details, including exceptions and limitations, at pella.com/warranty, or contact Pella Customer Service at 866-319-0397.

⁴ Double-hung window only available with dual-pane glass.

⁵ Reduction in sound based on OITC ratings of Pella Lifestyle Series windows with triple-pane glass with mixed glass thickness to a single-pane wood or vinyl window with an OITC of 19. Calculated by using the sound transmission loss values in the 80 to 4000 Hz range as measured in accordance with ASTM E-90(09). Actual results may vary.

Available in these window and patio door styles:



Special shapes also available.

Pella® Lifestyle Series Features & Options

Colors & Finishes

Wood Type

A beautiful wood species to complement a home's interior.



Prefinished Pine Interior Colors

We can prefinish in your choice of a variety of beautiful paints and stains. Unfinished or primed and ready-to-paint are also available.



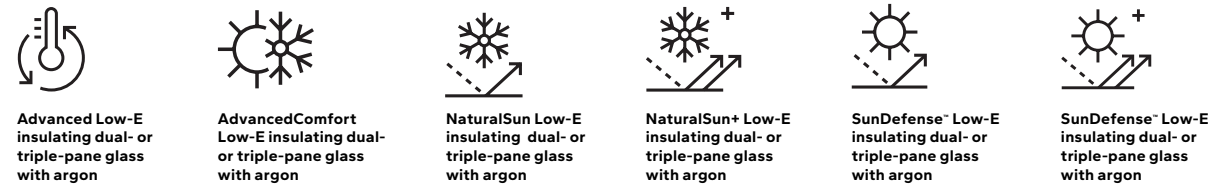
Aluminum-Clad Exterior Colors

Our low-maintenance EnduraClad® exterior finish resists fading and helps protect windows and patio doors for years.

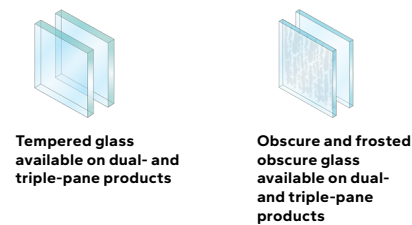


Glass¹

InsulShield® Low-E Glass²



Additional Glass Options



Performance Packages

To make things easier, we've created performance packages that highlight what's most important to your customers.

Performance solutions offer an unbeatable combination of energy efficiency, sound control and value.¹ Upgrade from a dual- to a triple-pane glass design with the packages below to meet the unique needs of each room in your customer's home.

All values below are averages compared with single-pane windows.



Performance

Improved energy efficiency and sound performance.

71%
More Energy Efficient² + **34%**
Noise Reduction³



Sound Control

Exceptional noise control for a quieter home.

52%
Noise Reduction³



Energy Efficiency

Superior energy efficiency for a more comfortable home.

83%
More Energy Efficient²



Ultimate Performance

The best combination of energy efficiency and noise control.

79%
More Energy Efficient² + **52%**
Noise Reduction³



Scan the QR code with your smartphone camera to learn more about how each performance package can benefit your client's home.

¹ Performance solutions require upgrades to triple-pane, AdvancedComfort Low-E and mixed glazing thickness glass. Based on comparing product quotes and published STC/OITC and U-Factor ratings of leading national wood window and patio door brands.

² Window energy efficiency calculated in a computer simulation using RESFEN 6.0 default parameters for a 2000 sq. foot new construction single-story home when Pella Lifestyle Series windows with the respective performance package are compared to a single-pane wood or vinyl window. The energy efficiency and actual savings will vary by location. The average window energy efficiency is based on a national average of 94 modeled cities across the country and weighting based on population. For more details see pella.com/methodology.

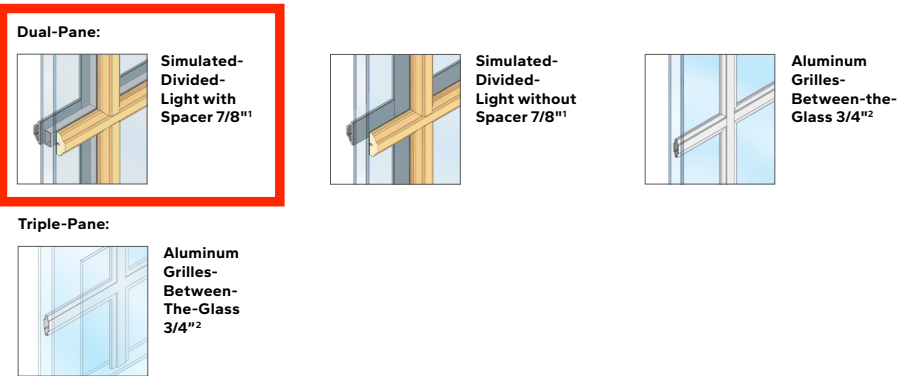
³ Reduction in sound based on OITC ratings of Pella Lifestyle Series windows with respective performance package compared to a single-pane wood or vinyl window with an OITC of 19. Calculated by using the sound transmission loss values in the 80 to 4000 Hz range as measured in accordance with ASTM E-90(09). Actual results may vary.

Pella® Lifestyle Series Features & Options

Grilles

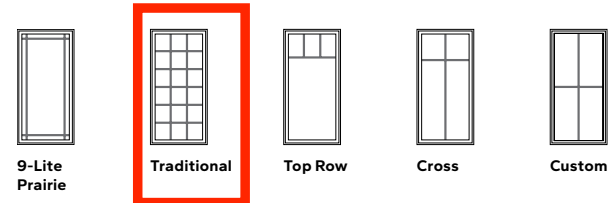
Grille Types

Choose the look of true divided light, or make cleaning easier by selecting grilles-between-the-glass.



Grille Patterns

In addition to the patterns shown here, custom grille patterns are available.



Screens³

Rolscreen®

Rolscreen soft-closing retractable screens roll out of sight when not in use. Available on casement windows and sliding patio doors.

Hidden Screen

The exclusive, easy-to-use Hidden Screen appears when you open a double-hung window and folds away when the window is closed. It allows 44% more natural light into your home when a window is closed than a standard screen.⁴

Flat

InView[™] screens are clearer than conventional screens and come standard.



Added Peace of Mind

Integrated Security Sensors

Optional integrated wireless security sensors maintain aesthetics, streamline security installation and ensure no warranty loss is caused by post-installation drilling. Sensors can be monitored via the free Pella® Insynctive® App and are compatible with major security panel systems.⁵ For more information, go to connectpella.com.

Integrated Blinds & Shades

Integrated Blinds^{*}

Raise blinds up for an unobstructed view or tilt to let in the right amount of light. Our accessible, integrated blinds are available with or without motorization powered by Pella Insynctive® technology.



Integrated Shades^{*}

Our best integrated fabric shades feature a white exterior fabric for a uniform look from the street. Our accessible, integrated shades are available with or without motorization powered by Pella Insynctive® technology.



Haven't landed on the final blind or shade color yet? No problem.

With our patented triple-pane design, your customers can make the decision later in the process. Our triple-pane products come with all of the hardware to add blinds or shades before they arrive to the home or later in the building or remodeling process.



Scan the QR code with your smartphone camera to learn more about our motorized Insynctive blinds and shades.

Window Hardware

Essential Collection

Our most popular designs with finishes to suit every style.



Patio Door Hardware

Essential Collection

Elevate your style and transform a home with elegant selections.



¹ Color-matched to your product's interior and exterior color.

² Appearance of exterior grille color may vary depending on the Low-E insulating glass selection.

³ Warning: Use caution when children or pets are around open windows and doors. Screens are not designed to retain children or pets.

⁴ Based on calculated screen cloth openness.

⁵ Requires the Insynctive App on a smart device, an Insynctive Bridge and a wireless home router with internet connection.